

EXTERIOR USL-WM1A Mini Wall Pack



PROJECT	TYPE	DATE
---------	------	------



Exterior



Wet Location



AC



5 Year Warranty



OVERVIEW

This mini wall pack series is ideally suited for security, entry ways, stairways, storage and perimeter areas, as well as residential exteriors.

FEATURES

- Sealed die-casting profile for outdoor applications
- Replace 120W incandescent or 50W HID
- Polycarbonate optical lens with UV stabilizers as frosted lens option
- Built-in UL class 2 driver and 120V/277V photocell



ORDERING INFORMATION

EXAMPLE PN: USL-WM1A-17W-LV-40K-D-0-F

USL-WM1A	POWER	VOLTAGE	CCT*	FINISH*	PHOTOCELL	LENS*
	17W 17 WATTS	LV 120V-277V	30K 3000K	B BLACK	O NO PHOTOCELL	C CLEAR
	25W 25 WATTS		35K 3500K	D DARK BRONZE	PO 120-277V	F FROSTED
			40K 4000K	W WHITE		
			50K 5000K			

*Note: 3000k only available with frosted lens.

*Note: Dark bronze is standard housing color. Additional colors available with longer lead times.

DISCONTINUED MODELS

These model codes are discontinued, but limited availability of specific configurations is included in current inventory:

- USL-WM1A-15W-LV-50K-D-PO-F

EXTERIOR USL-WM1A Mini Wall Pack



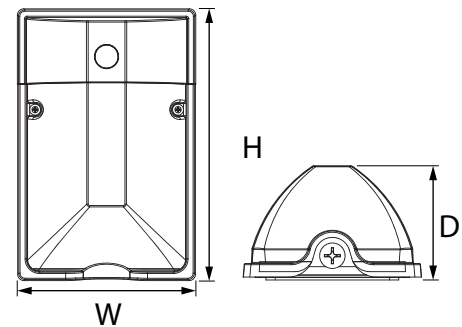
SPECIFICATIONS

MODEL	OPERATION VOLTAGE	OPERATING TEMPERATURE	RATED LIFESPAN	CCT	CRI	EFFICACY
USL-WM1A	120-27&V	-40°F – 45°F -40°C – 113°C	50,000 HOURS	3000K, 3500K 4000K, 5000K	70+	102-121 lm/W

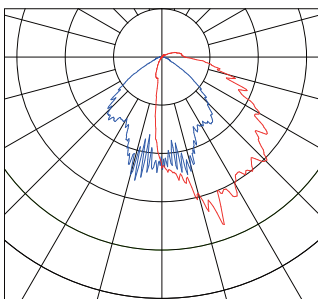
MODEL	POWER (W)	CLEAR: LUMENS (lm) ±10%		FROSTED: LUMENS (lm) ±10%		EFFICACY (lm/W)
		4000K	5000K	4000K	5000K	
USL-WM1A-15W	15	NA	NA	NA	1,820	121
USL-WM1A-17W	17	1,900	1,950	2,000	2,000	112-118
USL-WM1A-25W	25	2,550	2,600	2,600	2,700	102-108

DIMENSIONS

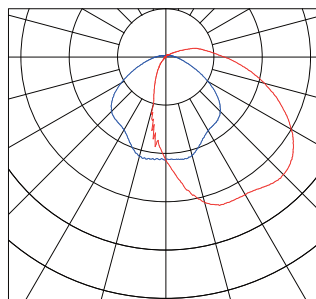
MODEL	WEIGHT	D DEPTH	H HEIGHT	W WIDTH
15/17W	1.93 lb	3.5 in 89.5 mm	8.4 in 212.9 mm	5.5 in 139.3 mm
	0.88 kg			
25W	2.02 lb 0.91 kg			



PHOTOMETRICS



Clear lens



Frosted lens