

USL-TRF2L-2x2-40W-LV-40K-10V

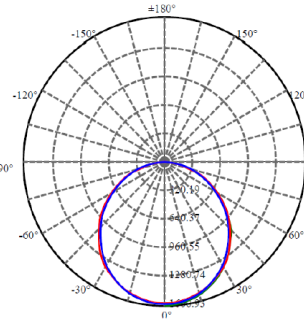
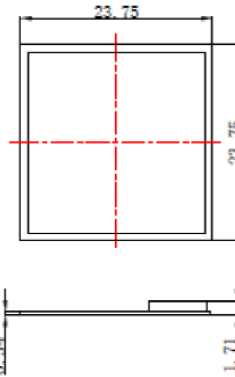


2X2 CRI 80 4000K 4000 Lumens LED Panel

The high performance Edge lit LED panel combine architectural form and versatility to make it an excellent choice for new construction or retrofit applications.

Performance

- LED Panel is designed to provide 50,000 hours of life
- 0-10V dimming. While dimming lower than 5% (with 3% tolerance), the synchronous dimming difference phenomenon is affected by difference of wire or amount of load, which is uncontrollable.
- Energy-saving & Super bright, saving 75% energy compared with traditional troffer
- UL and DLC compliant, for use in damp locations



Construction

- Aluminum frame for excellent heat dissipation
- External driver for easy retrofit and maintenance

Installation

- The Edge lit led panel is available for recessed installation, optional accessories for surface mount and pendant mount
- Size: L23.74"(603mm)*W23.74"(603mm)*H1.71"(43mm)



Specifications

Category	Panel Light	Carton Package Length (Inch)	28.54
Bulb Shape	Flat Panel	Carton Package Width (Inch)	4.53
Bulb Base Type	Integrated LED	Carton Package Height (Inch)	29.53
Bulb Base Finish	N/A	Carton Package Weight Per Unit (Lbs)	17.62
Color Temperature	4000K	Carton Quantity	2
Beam Angle	120°	Lamp Type	SMD LED
Finish	White	Dry/Wet/Damp	Damp
CRI	80	Energy Star	NO
Average Life (Hours)	50000	Power Factor	0.9
Estimated Yearly Energy Cost (11 ¢/Kwh)	4.82	Current	1050mA
Life Based On 3Hrs/Day (Years)	45.66	Lumen/Watt	100
Product Length (Inch)	23.74	Warranty (Year)	5
Product Width (Inch)	23.74	DLC (Yes/No)	Yes
Product Height (Inch)	1.71	Input Voltage	100-277V
Product Extension (Inch)	N/A	Housing Material	Aluminum
Product Weight Per Unit (Lbs)	6.83	Lens	Acrylic
Dimmable	YES	Led Type	Epistar
Watts	40W	Lumens	4000
Watt Equivalent	2X36W/2X40W Grille fluorescent	Certification (UL/ETL/FCC)	UL FCC

USL-TRF2L-2x4-50W-LV-40K-10V

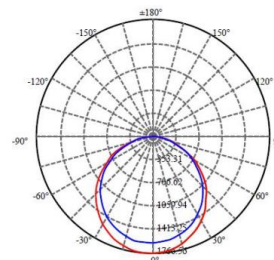
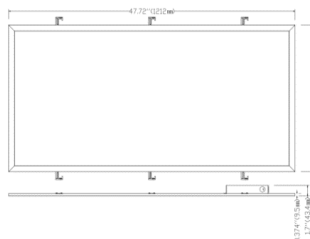


2X4 CRI 80 4000K 5000 Lumens LED Panel

The high performance Edge lit LED panel combine architectural form and versatility to make it an excellent choice for new construction or retrofit applications.

Performance

- LED Panel is designed to provide 50,000 hours of life
- 0-10V dimming (down to 5%)
- Energy-saving & Super bright, saving 75% energy compared with traditional troffer
- UL and DLC compliant, for use in damp locations



Construction

- Aluminum frame for excellent heat dissipation
- External driver for easy retrofit and maintenance

Installation

- The Edge lit led panel available install grid embedded, ceiling hanging
- Size: L47.72"(1212mm)*W23.74"(603mm)*H2.07"(53mm)



Specifications

Category	Panel Light	Carton Package Length (Inch)	49.8
Bulb Shape	Flat Panel	Carton Package Width (Inch)	4.33
Bulb Base Type	Integrated LED	Carton Package Height (Inch)	26.57
Bulb Base Finish	N/A	Carton Package Weight Per Unit (Lbs)	34.52
Color Temperature	4000K	Carton Quantity	2
Beam Angle	120°	Lamp Type	SMD LED
Finish	white	Dry/Wet/Damp	Damp
CRI	80	Energy Star	NO
Average Life (Hours)	50000	Power Factor	0.9
Estimated Yearly Energy Cost (11 ¢/Kwh)	6.02	Current	1150mA
Life Based On 3Hrs/Day (Years)	45.66	Lumen/Watt	100
Product Length (Inch)	47.72	Warranty (Year)	5
Product Width (Inch)	23.74	DLC (Yes/No)	Yes
Product Height (Inch)	2.07	Input Voltage	100V-277V
Product Extension (Inch)	N/A	Housing Material	Aluminum
Product Weight Per Unit (Lbs)	15	Lens	Acrylic
Dimmable	YES	Led Type	NationStar
Watts	50W		
Watt Equivalent	3X36W/3X40W Grille fluorescent		
Lumens	5000		
Certification (UL/ETL/FCC)	UL DLC FCC		